

Rudiments In Slow Motion

By

Professor [Johnny Lee Lane](#)

Director of Education

Remo, Inc.

28101 Industry Drive

Valencia, California 91355

(661) 510-1993

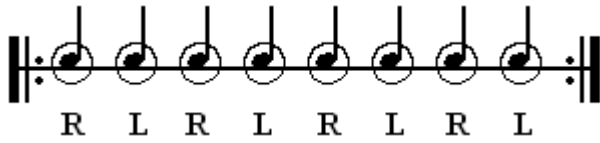
Founder of:

The United States Percussion Camp

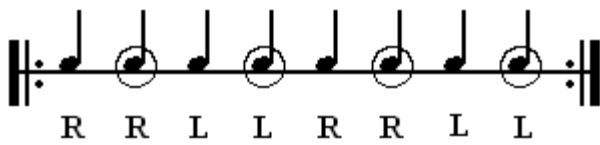


Lift Stick After Stroke (Up before next stroke)

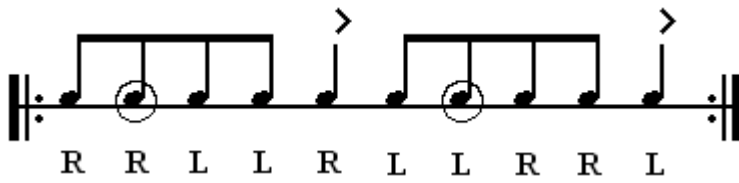
“Single Stroke Roll”



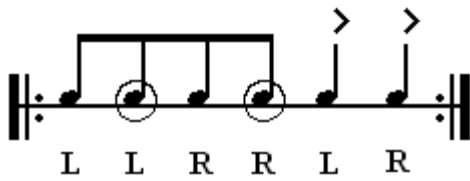
“Double Stroke Roll”



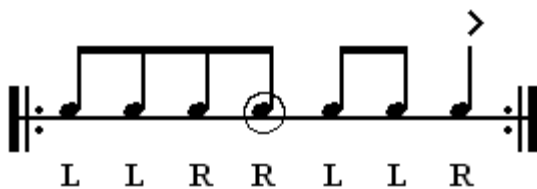
“Five Stroke Roll”



“Six Stroke Roll”



“Seven Stroke Roll”



“Nine Stroke Roll”

R R L L R R L L R L L R R L L R R L

“Ten Stroke Roll”

L L R R L L R R L R

“Eleven Stroke Roll”

L L R R L L R R L L R

“Thirteen Stroke Roll” (Alternate)

R R L L R R L L R R L L R
L L R R L L R R L L R R L

“Fifteen Stroke Roll”

L L R R L L R R L L R R L L R

“Seventeen Stroke Roll” (Alternate)

R R L L R R L L L L R R L L R R L
L L R R L L L L R R L L R R L L R

“Single Paradiddle”

R L R R L R L L

“Double Paradiddle”

R L R L R R L R L R L L

“Triple Paradiddle”

R L R L R L R R L R L R L L

“Single Paradiddle-Diddle”

R L R R L L R L R R L L
L R L L R R L R L L R R



Stick down after stroke

“Drag”

L L R R R L

“Single Drag Tap”

L L R L R R R L

“Double Drag Tap”

L L R L L R L R R L R R L R

“Lesson 25”

L L R L R L L R L R

“Single Dragadiddle”

R R L R R L L R L L

“Drag Paradiddle #1”

Musical notation for Drag Paradiddle #1. It consists of two measures on a single staff. The first measure contains six notes: a quarter note with an accent (>) above it, followed by two eighth notes, a quarter note circled in red, and two more quarter notes. The second measure contains six notes: a quarter note with an accent (>) above it, followed by two eighth notes, a quarter note circled in red, and two more quarter notes. The piece ends with a double bar line and repeat dots.

R L L R L R R L R R L R L L

“Drag Paradiddle #2”

Musical notation for Drag Paradiddle #2. It consists of two measures on a single staff. The first measure contains seven notes: a quarter note with an accent (>) above it, followed by two eighth notes, a quarter note circled in red, and three more quarter notes. The second measure contains seven notes: a quarter note with an accent (>) above it, followed by two eighth notes, a quarter note circled in red, and three more quarter notes. The piece ends with a double bar line and repeat dots.

R L L R L L R L R R L R R L R R L R L L

“Single Ratamacue”

Da Da S S S L Da Da S S S L

Musical notation for Single Ratamacue. It consists of two measures on a single staff. The first measure contains four notes: a quarter note, a triplet of eighth notes with a '3' above it, and a quarter note with an accent (>) above it. The second measure contains four notes: a quarter note, a triplet of eighth notes with a '3' above it, and a quarter note with an accent (>) above it. The piece ends with a double bar line and repeat dots.

LL RLR L RR LRL R

S = Short, L = Long, Da Da = Ruff

“Double Ratamacue”

Da Da L Da Da S S S L Da Da L Da Da S S S L

Musical notation for Double Ratamacue. It consists of two measures on a single staff. The first measure contains five notes: a quarter note, a quarter note, a triplet of eighth notes with a '3' above it, and a quarter note with an accent (>) above it. The second measure contains five notes: a quarter note, a quarter note, a triplet of eighth notes with a '3' above it, and a quarter note with an accent (>) above it. The piece ends with a double bar line and repeat dots.

LL R LL RLR L RR L RR LRL R

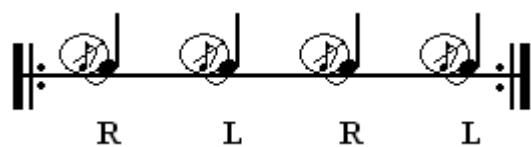
“Triple Ratamacue” (Alternate)

Da Da L Da Da L Da Da S S S L


Musical notation for Triple Ratamacue (Alternate). It consists of two measures on a single staff. The first measure contains five notes: a quarter note, a quarter note, a quarter note, a triplet of eighth notes with a '3' above it, and a quarter note with an accent (>) above it. The second measure contains five notes: a quarter note, a quarter note, a quarter note, a triplet of eighth notes with a '3' above it, and a quarter note with an accent (>) above it. The piece ends with a double bar line and repeat dots.

LL R LL R LL RLR L
RR L RR L RR LRL R

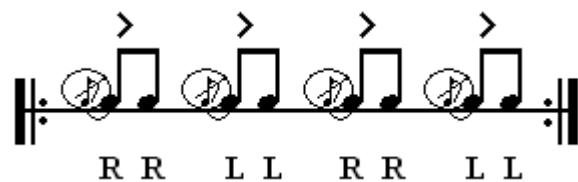
“Flam”




“Flam Accent”



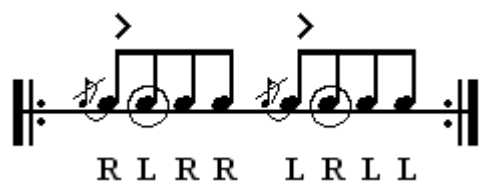
“Flam Tap”



“Flamacue”



“Flam Paradiddle”



“Single Flammed Mill”

Musical notation for "Single Flammed Mill" on a single staff. It consists of two measures, each starting with a treble clef and a key signature of one sharp (F#). The first measure contains a quarter note (circled), followed by two eighth notes, and another quarter note (circled). The second measure contains a quarter note (circled), followed by two eighth notes, and another quarter note (circled). Above the first and second measures are accents (>). The notation is enclosed in repeat signs at both ends.

R R L R L L R L

“Flam Paradiddle-Diddle”

Musical notation for "Flam Paradiddle-Diddle" on a single staff. It consists of two measures, each starting with a treble clef and a key signature of one sharp (F#). The first measure contains a quarter note (circled), followed by four eighth notes, and another quarter note (circled). The second measure contains a quarter note (circled), followed by four eighth notes, and another quarter note (circled). Above the first and second measures are accents (>). The notation is enclosed in repeat signs at both ends.

R L R R L L L R L L R R

“Pata Fla Fla”

Musical notation for "Pata Fla Fla" on a single staff. It consists of two measures, each starting with a treble clef and a key signature of one sharp (F#). The first measure contains a quarter note (circled), followed by two eighth notes, and another quarter note (circled). The second measure contains a quarter note (circled), followed by two eighth notes, and another quarter note (circled). Above the first and second measures are accents (>). The notation is enclosed in repeat signs at both ends.

R L R L R L R L

“Swiss Army Triplet”

Musical notation for "Swiss Army Triplet" on a single staff. It consists of two measures, each starting with a treble clef and a key signature of one sharp (F#). The first measure contains a quarter note (circled), followed by two eighth notes, and another quarter note (circled). The second measure contains a quarter note (circled), followed by two eighth notes, and another quarter note (circled). Above the first and second measures are accents (>). The notation is enclosed in repeat signs at both ends.

R R L R R L
L L R L L R

“Inverted Flam Tap”

Musical notation for "Inverted Flam Tap" on a single staff. It consists of four measures, each containing a pair of eighth notes. The first note of each pair has an accent (>) above it. The notes are: G4 (quarter), F4 (quarter), E4 (quarter), D4 (quarter), C4 (quarter), B3 (quarter), A3 (quarter), and G3 (quarter). Below the staff, the foot patterns are: R L, L R, R L, and L R.

“Flam Drag”

Musical notation for "Flam Drag" on a single staff. It consists of two measures. The first measure contains a pair of eighth notes (G4, F4) with an accent (>) above the first note, followed by a quarter note (E4). The second measure contains a pair of eighth notes (D4, C4) with an accent (>) above the first note, followed by a quarter note (B3). Below the staff, the foot patterns are: R L L R and L R R L.

About the Author

[Professor Lane](#) is one the nation's foremost college percussion educators. He has taught at Tennessee State University, Eastern Illinois University, and Indiana University at UIPUI. He was the founder and host of the United States Percussion Camp which had over 300 students and 37 faculty members. Lane continues to be the percussion consultant and teacher of the Tennessee State University drumline in Nashville, TN. As a devout educator, Lane has taught and inspired percussion students for over 33 years.

[Professor Lane](#), with the US Percussion Camp, appeared on ABC's "Good Morning America". He also led the 2004 Tournament of Roses Parade, playing the world's largest drum by REMO.